

Plate X. 1-2, *Styracaster elongatus*, nat. size. 3-5. *Styracaster chuni*, st. 664, 2-3, specimen with R/r 51/18 mm, ab. $1.5 \times$ nat. size. 4, arm base of specimen with R/r 50/17 mm, enlarged.




Plate XI. *Eremicaster crassus*. 1-6, st. 217, six specimens in $1\frac{1}{2} \times$ nat. size. 7-12, st. 238, three specimens in dorsal and in ventral view respectively, nat. size.




Plate XII. *Eremicaster crassus*, st. 474. 1-6, three specimens in dorsal view and in ventral view respectively. 7-8, two other specimens in dorsal view. Nat. size.

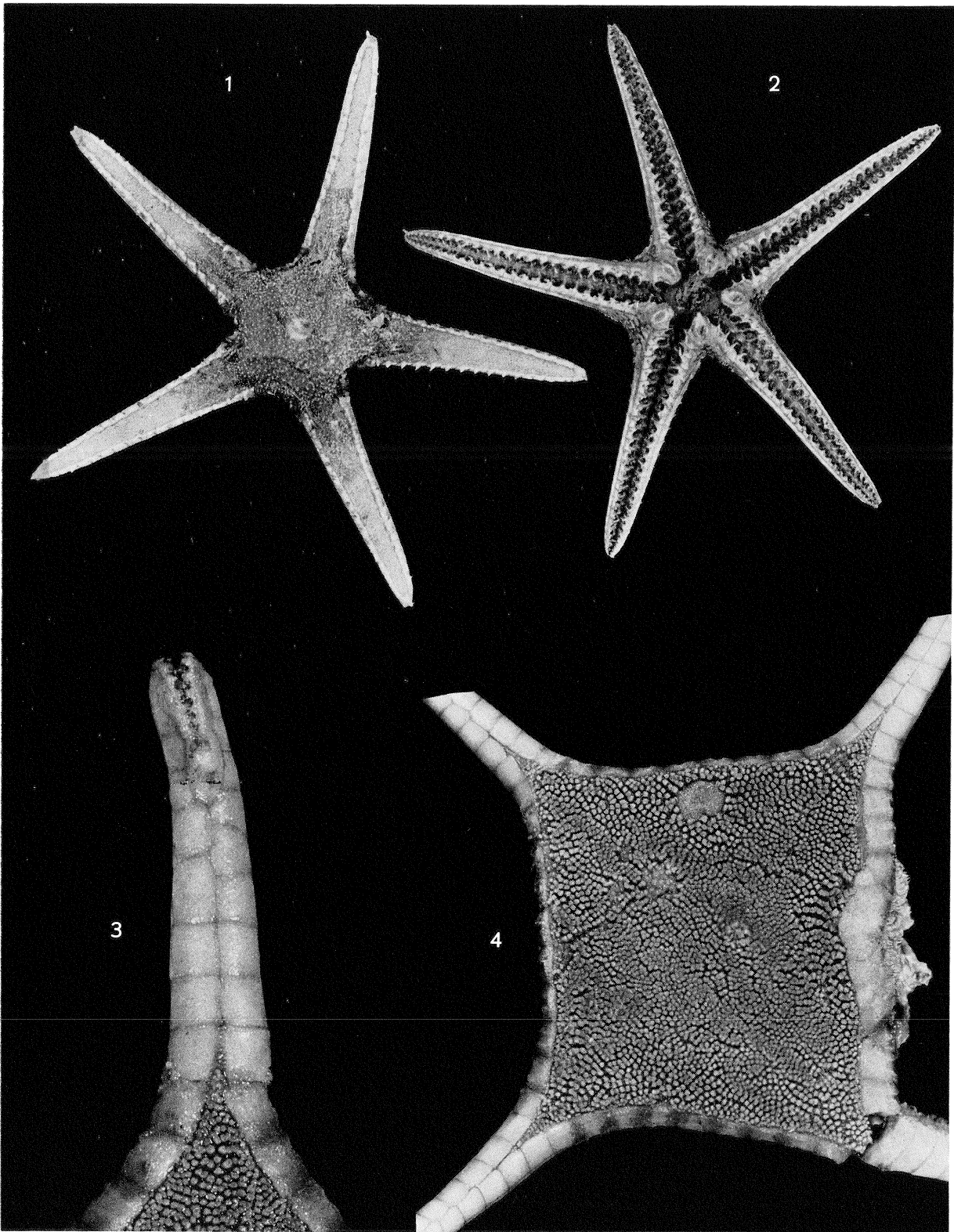


Plate XIII. 1-2. *Eremicaster gracilis*, st. 716, in dorsal and in ventral view, nat. size. 3-4, *Hyphalaster intermis*, st. 282, 3, abnormal arm in about $2.5 \times$ nat. size; 4, specimen with a quadrate disk occasioned by the loss of an arm in younger age, about $1.3 \times$ nat. size.